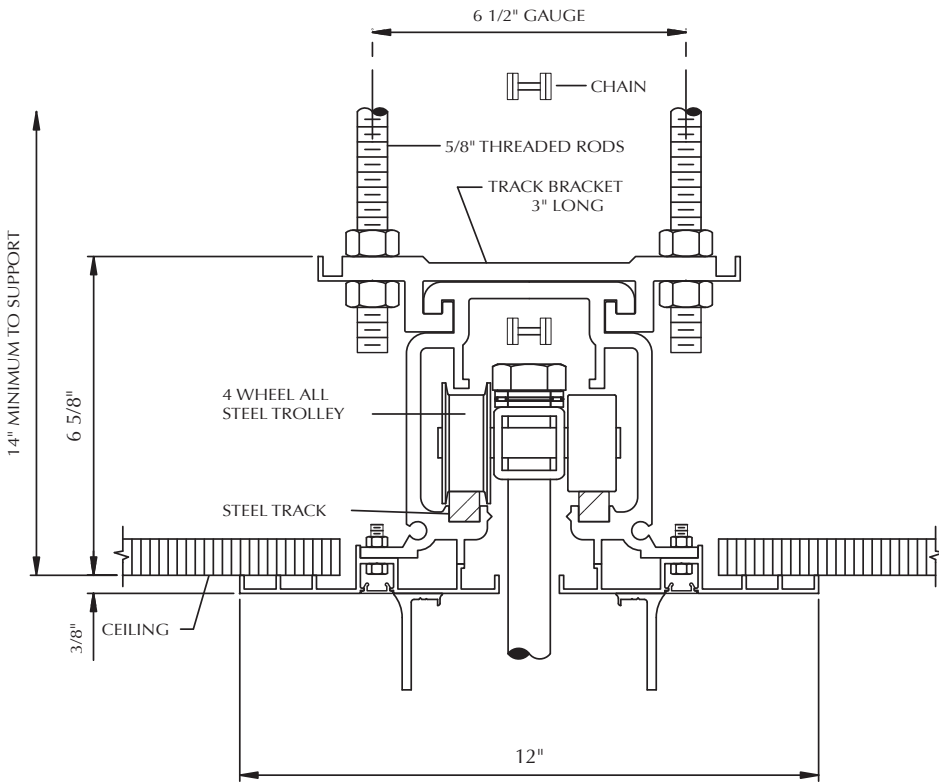
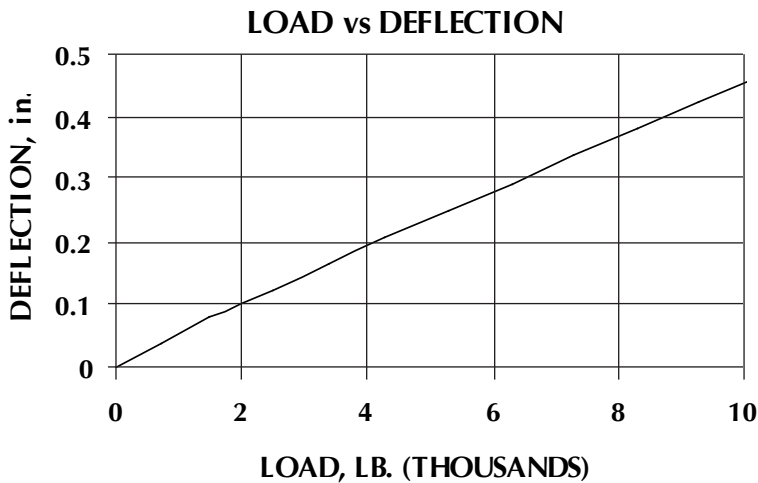


8 TRACK | SUPERTRACK COMPOSITE TRACK SOLID STEEL RUNNING SURFACE®



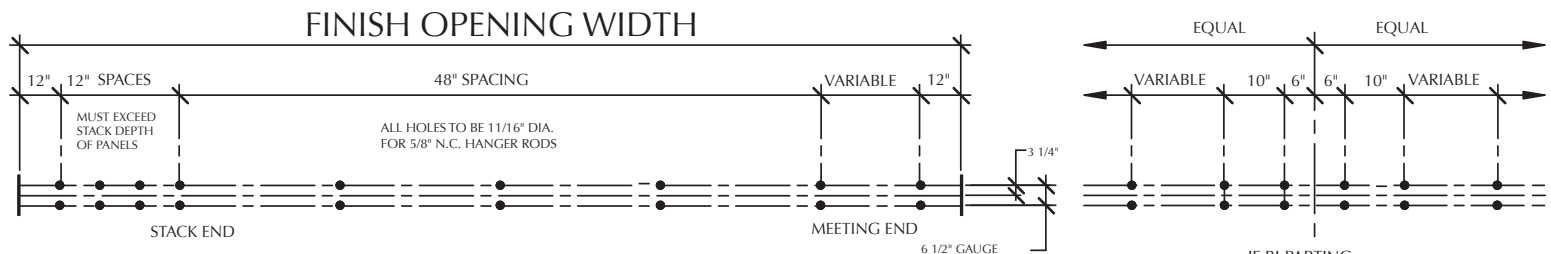
SPECIFICATIONS

TRACK: The top track shall consist of a 6063-T6 aluminum alloy case and cold rolled steel running surfaces. Track joints shall be aligned by concealed dowels in the vicinity of the running surface. Track brackets shall be 6063-T6 which interlock with top flange of the track. Hanger rods shall be 5/8" or greater in diameter. Brackets shall be spaced to limit the track deflection to 0.08 inches due to applied trolley loads, but in no case greater than 7'-6" on center. Brackets over stacking area shall have a maximum spacing of 2'-6" on center. Independent testing laboratory results shall be supplied to the architect upon request showing that a single track bracket assembly with a section of track shall be capable of supporting a load of 10,000 pounds without permanent deformation, and a 10,000 pound concentrated load at mid-span without permanent deformation @ 7'-6" span. Weight of top track assembly approximately 13.5#/lin.ft.



TROLLEYS: Panels shall be supported by four-wheel trolley assemblies, of all steel construction, with 2" tread diameter wheels. Trolley roller bearings shall be precision ground, solid-race type, equipped with roller retainers, sealed, pre-lubricated and designed for a minimum service life of 1000 hours of operation at maximum loads. Trolley pendant bolt diameter shall be 7/8" minimum, and shall be attached to the panel through a steel plate mounted internally within the panel frame. Individual trolley capacity shall be 1700 lbs. minimum.

ELECTRO-MECHANICAL EQUIPMENT: 208/240 volt, 3 phase electric operator designed to move the partition at approximately 24 FPM, with overload protection, and gears operating in an oil bath. Motor controls, limit switches, clutch, motor mounted brake, roller chain drive, sprockets, interlock switch, key control switch located as shown on plans, and all other necessary operating equipment shall be provided. Cable drive will not be permitted. Control circuits shall be 24 volt. Brake must be provided to prevent "coasting" and ensure repeatable and accurate travel limits.



HANGER ROD SPACING TEMPLATE